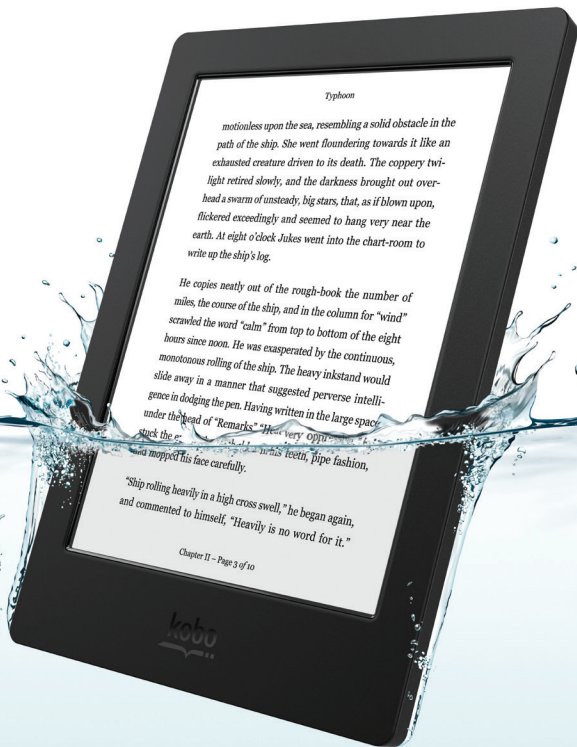


kobo aura H2O



Typhoon

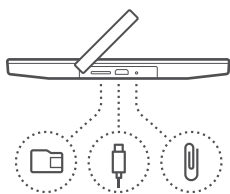


motionless upon the sea, resembling a solid obstacle in the path of the ship. She went floundering towards it like an exhausted creature driven to its death. The coppery twilight retired slowly, and the darkness brought out overhead a swarm of unsteady, big stars, that, as if blown upon, flickered exceedingly and seemed to hang very near the earth. At eight o'clock Jukes went into the chart-room to write up the ship's log.

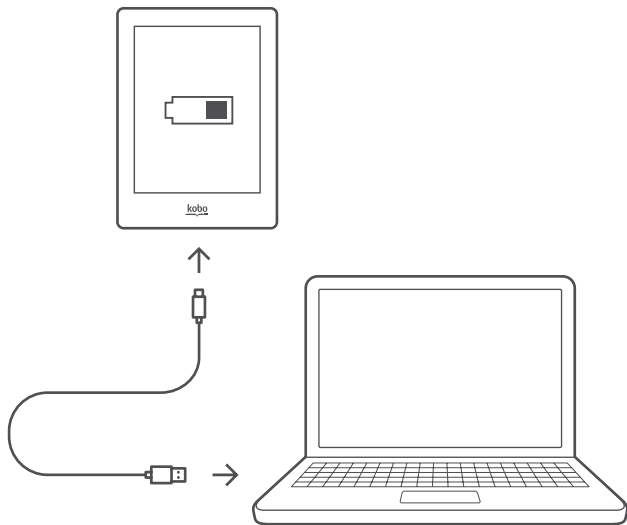
He copies neatly out of the rough-book the number of miles, the course of the ship, and in the column for "wind" scrawled the word "calm" from top to bottom of the eight hours since noon. He was exasperated by the continuous, monotonous rolling of the ship. The heavy instand would slide away in a manner that suggested perverse intelligence in dodging the pen. Having written in the large space under the head of "Remarks" "Heavy very oppu", he stuck the e... in his teeth, pipe fashion, and mopped his face carefully.

"Ship rolling heavily in a high cross swell," he began again, and commented to himself, "Heavily is no word for it."

Chapter II - Page 3 of 10

kobo
aura H2O





1

Charge by connecting to your computer.

Chargez la liseuse en la connectant à l'ordinateur.

コンピュータに接続して充電してください。

Carica connettendo al computer.

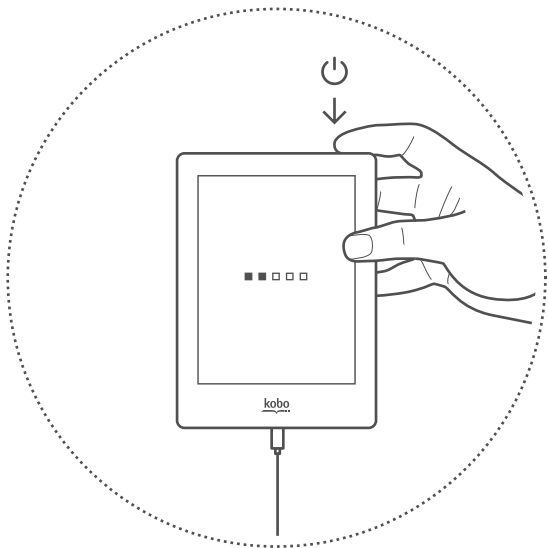
Carregue o seu eReader ligando-o ao computador.

Carregue conectando ao seu computador.

Carga el lector conectándolo a un ordenador.

Laden Sie den eReader über die Computerverbindung.

Laad de eReader op met je computer.



2

Press and hold the power button to start.

Appuyez sur le bouton d'alimentation pour commencer.

電源ボタンを長押しします。

Tieni premuto il tasto di accensione per iniziare.

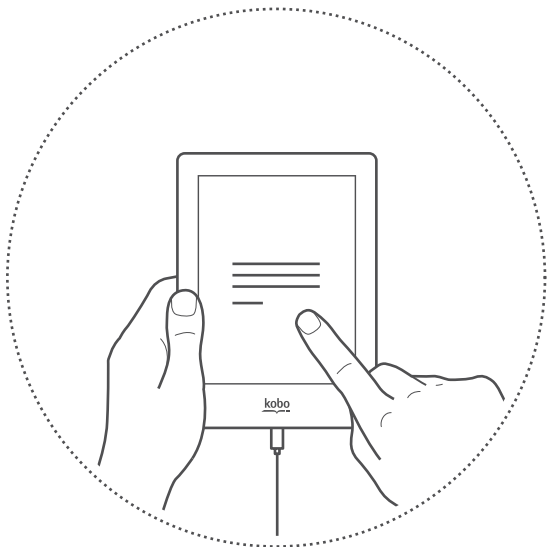
Mantén pulsado el botón de encendido para iniciar.

Prima sem largar o botão de ligar/desligar para ligar.

Para iniciar, mantenha o botão de ligar/desligar pressionado.

Halten Sie den An-/Ausschalter gedrückt, um zu beginnen.

Houd de aan/uit-knop ingedrukt om op te starten.



3

Follow the setup instructions on screen.

Suivez les instructions d'installation sur l'écran.

画面のセットアップ手順にしたがってください。

Segui le istruzioni.

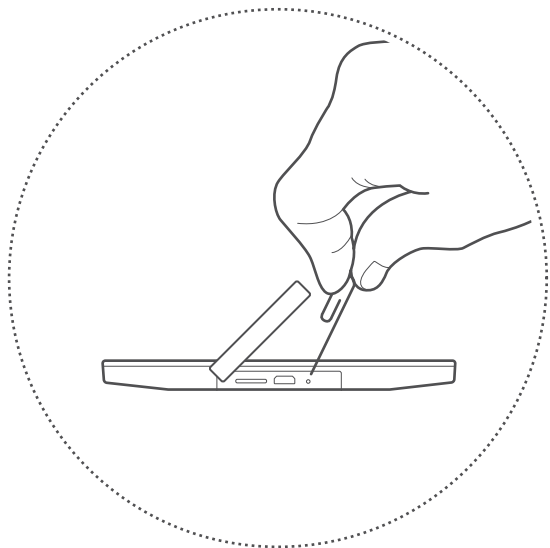
Siga as instruções no ecrã para configurar.

Siga as instruções de configuração na tela.

Sigue las instrucciones de configuración.

Folgen Sie der Setup-Anleitung auf dem Bildschirm.

Volg de instructies op het scherm.



To reset your eReader, insert a paper clip.

Insérez un trombone pour réinitialiser votre liseuse.

リセットするには、ピン等でピンホールのリセットボタンを押してください。

Per eseguire il reset dell'eReader usare una graffetta.

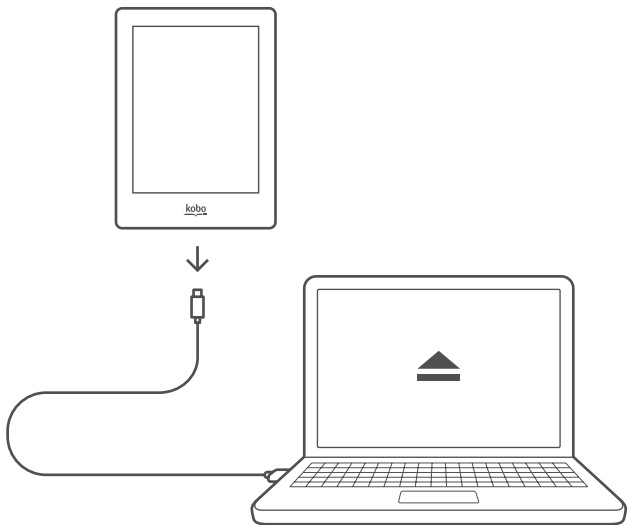
Para restaurar o seu eReader, insira um clipe.

Para reiniciar o seu eReader, insira um clipe de papel.

Para reiniciar tu eReader, inserta un clip.

Büroklammer einstecken für ein Reset Ihres eReaders.

Voer een paperclip in om uw eReader te resetten.



Eject your eReader before unplugging the USB cable.

Éjecter votre liseuse avant de débrancher le câble USB.

ケーブルを抜く前に PC 接続を解除してください。

Espelli l'eReader prima di scollegare il cavo USB.

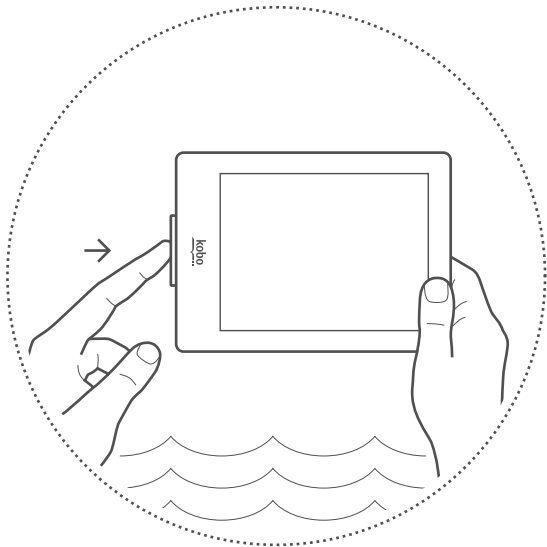
Expulsa el lector antes de desenchufar el cable USB.

Remova o seu eReader antes de desligar o cabo USB da tomada.

Remova o seu eReader antes de desligar o cabo USB.

Werfen Sie den eReader aus, bevor Sie die USB-Verbindung trennen.

Werp de eReader uit voor je kabel losmaakt.



To waterproof your eReader, you must close the port cover.

Fermez la protection des ports pour garder votre liseuse au sec.

電子書籍リーダーを防水するには、必ずポートカバーを閉じてください。

Chiudi la porta USB per rendere il tuo eReader impermeabile.

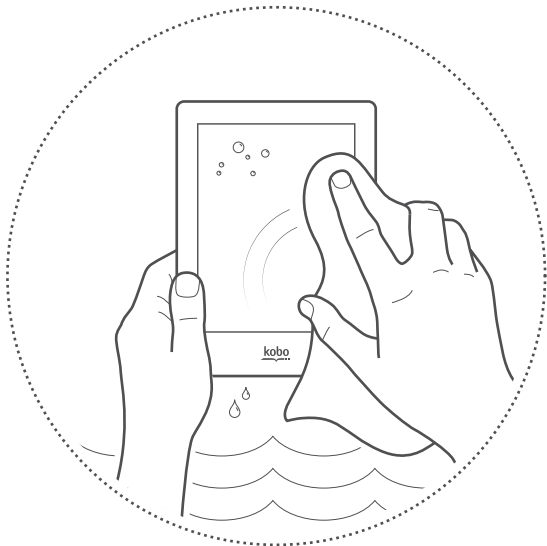
Cierra la tapa del puerto para proteger tu eReader del agua.

Feche a cobertura para manter o seu eReader à prova de água.

Encaixe a tampa de vedação para proteger seu eReader contra água.

Schließen Sie die Anschlussabdeckung, damit Ihr eReader wasserdicht ist.

Sluit het klepje van de poort om je eReader tegen water te beschermen.



Dry your eReader screen before use.

Séchez l'écran du eReader avant utilisation.

電子書籍リーダーの画面がぬれたら、使う前にひと拭き。

Asciuga il tuo eReader prima dell'uso.

Seca la pantalla del eReader antes de usarlo.

Seque o ecrã do seu eReader antes de utilizar.

Seque a tela do seu eReader antes de usá-lo.

Bildschirm des eReaders vor der Nutzung abtrocknen.

Maak je eReader-scherm droog voor gebruik.



kobo.com/help